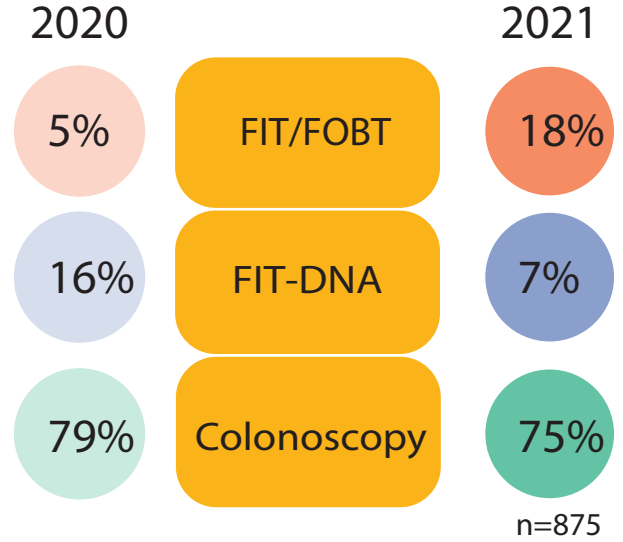


N = 2989

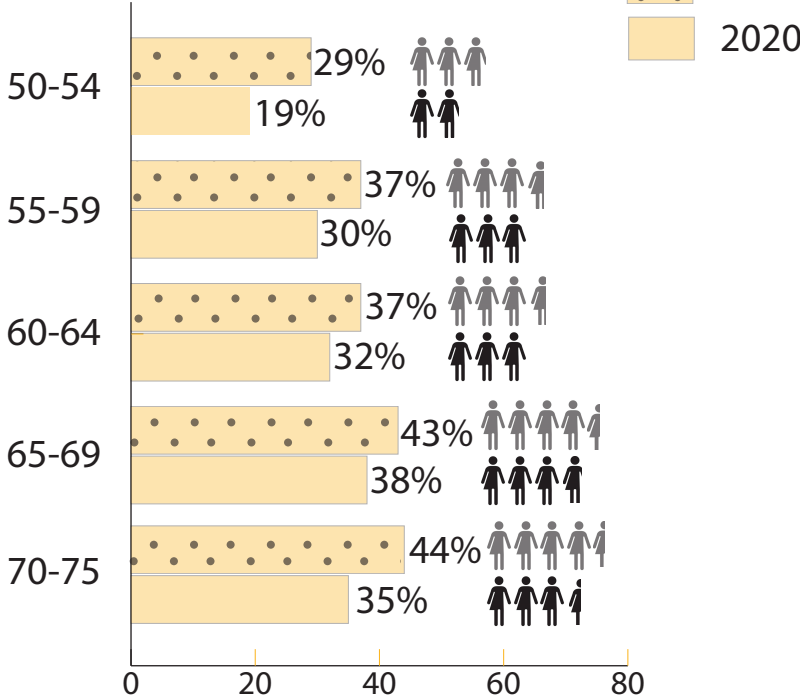
# 2021 CRC Screening Data for Patients Aged 50-75 years

**Key findings:**

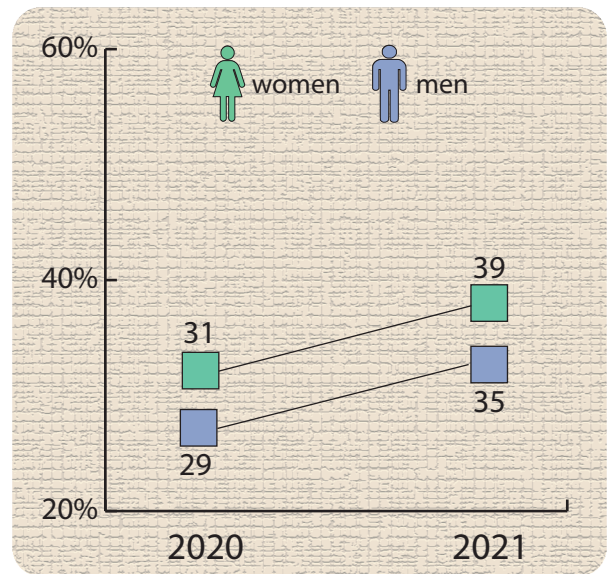
- 84 patients with positive iFOBT (2018-2021) and no follow-up colonoscopy documented. Of the 84 patients, 53 were in the 2020 data.
- 2021 data may not reflect accurate screening test % because of truncated Cologuard data.
- Hispanic and Black are ≈ 60% more likely to be screened than white. While unknown race are 38% less likely to be screened than white.
- Non-English speakers are 46% more likely to be screened than English speakers.
- Patients seen at Warsaw are 64% more likely to be screened than patients seen at Sedalia clinic.



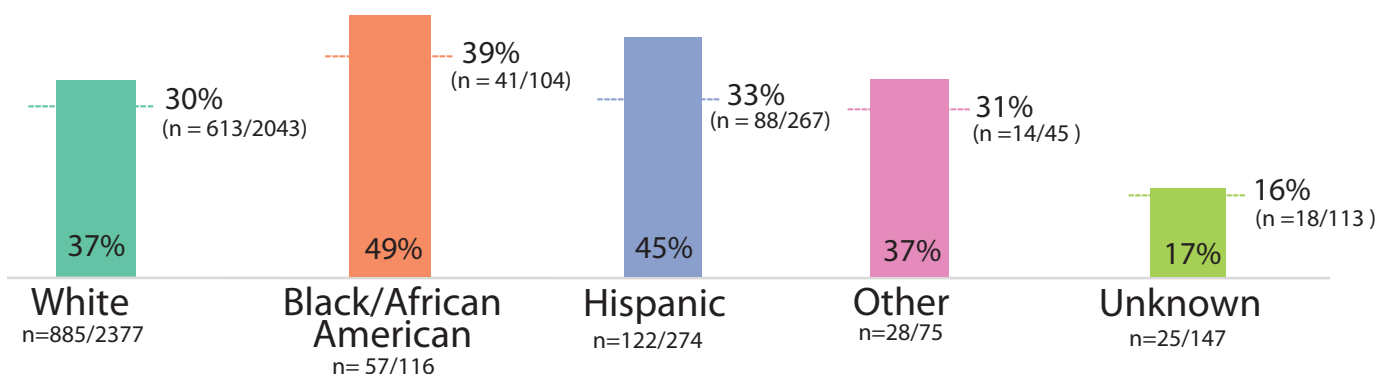
## AGE GROUP -- % SCREENED

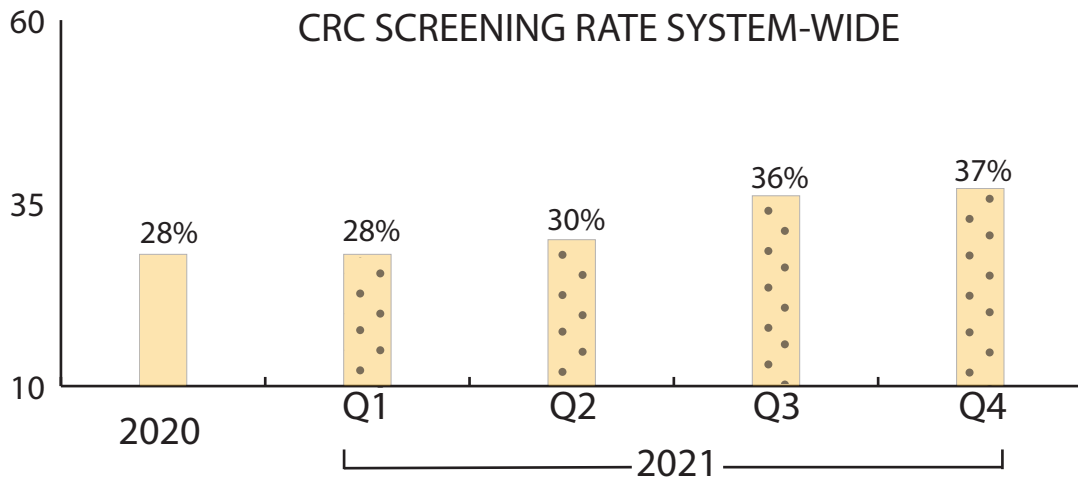


## MALE/FEMALE-- % SCREENED



## RACE/ETHNICITY-- % SCREENED





### EHR vs CHART REVIEW -- % AGREEMENT

JAN 1 - DEC 31, 2020

JAN 1 - DEC 31, 2021

#### Clinic 1

**89%**

n = 45

2 patients had screening report.  
2 patients with no screening report found



**90%**

n = 59


6 patients with no screening report found

#### Clinic 2

**91%**

n = 100

3 patients had screening report.  
4 patients with no screening report found.  
2 patients not compliant for 2020



**89%**

n = 118

4 patients had screening report.  
9 patients with no screening report found

#### Clinic 3

**84%**

n = 32

4 patients with no screening report found.  
1 patient not compliant for 2020



**80%**

n = 46

2 patients had screening report.  
7 patients with no screening report found

#### Clinic 4

**90%**

n = 52

1 patients had screening report.  
3 patients with no screening report found.  
1 patient not compliant for 2020



**92%**

n = 74

3 patients had screening report.  
3 patients with no screening report found