






Tools for Success:

Readiness Assessment



Is your organization ready to manage a Walk With Ease (WWE) grant project? We recommend that you work through this short list of questions to help identify areas you may need to address before you dive in.

Is this grant project a good fit with your organization's mission?	<input type="checkbox"/> Yes	<input type="checkbox"/> No 	If the project goals don't align with your current mission, vision, or priorities, consider whether you can partner with another organization, health agency, health system, professional association, or academic center.
Do you have staff and resources to commit to managing the project?	<input type="checkbox"/> Yes	<input type="checkbox"/> No 	Responsibilities of the program administrator can include establishing and maintaining partnerships with clinics and other local champions, creating resources to support clinic partners, collecting metrics and tabulating results, and meeting the specific reporting requirements of the grant. If you can't commit the personnel, there may be creative ways to staff the project (e.g., offering it as a training opportunity or "capstone project" for a public health or physical therapy student).
Do you have the right patient population for WWE?	<input type="checkbox"/> Yes	<input type="checkbox"/> No 	The grant requires that you recruit a certain total number of participants. Consider whether you have access to enough older adults with arthritis in your community to meet this target.
Do you have relationships with physical therapy clinics?	<input type="checkbox"/> Yes	<input type="checkbox"/> No 	If you don't have existing relationships with local clinics, develop a plan for identifying and establishing these linkages. You might also create partnerships with other existing networks that reach older adults with arthritis (e.g., retirement homes, falls prevention initiatives, or social service organizations for seniors).
Is there the capacity to sustain WWE activities after the project ends?	<input type="checkbox"/> Yes	<input type="checkbox"/> No 	Sustainability may require resources like provider referral networks, tools and systems to embed WWE into clinic workflow, and local subsidies to defray the costs of implementing or participating in the program. Consider whether this project can help establish these types of supports.

